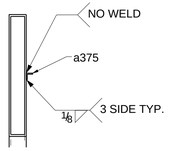

A - A

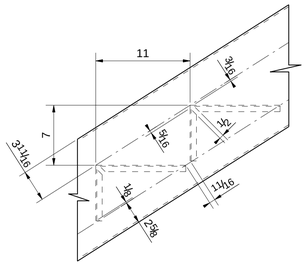

DETAIL 1

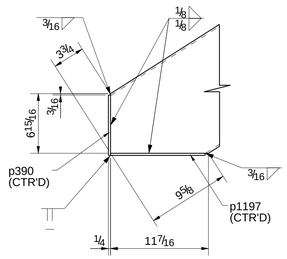

DETAIL 2

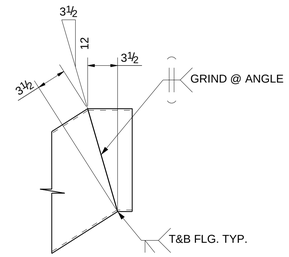

DETAIL 3

BILL OF MATERIAL

QUAN	MARK	FAB MARK	DESCRIPTION	LENGTH	GS REF / REMARK
1		52SS1	TS12X2X3/16	13'-10 5/16"	
1	a371		L2X2X3/8	0'-5"	
12	a375		L3/4X3/4X1/8	0'-10 1/8"	
1	a378		L3/4X3/4X1/8	0'-7 7/16"	
12	a380		L3/4X3/4X1/8	0'-6 1/8"	
1	a383		L3/4X3/4X1/8	0'-3 1/2"	
1	c51		TS12X2X3/16	0'-5 3/16"	
1	p390		PL1/4"X1 3/4"	0'-7 1/16"	
1	p1197		PL1/4"X1 3/4"	0'-11"	
1		52SS2	TS12X2X3/16	13'-10 5/16"	
1	a371		L2X2X3/8	0'-5"	
12	a373		L3/4X3/4X1/8	0'-10 1/8"	
1	a397		L1X1X1/8	3'-10"	
1	a477		L3/4X3/4X1/8	0'-3 1/2"	
1	a687		L3/4X3/4X1/8	0'-7 7/16"	
12	a1009		L3/4X3/4X1/8	0'-6 1/8"	
1	c46		TS12X2X3/16	4'-7 3/16"	
1	p390		PL1/4"X1 3/4"	0'-7 1/16"	
1	p1197		PL1/4"X1 3/4"	0'-11"	
4	KWIK_BOLT 1/2X5"				Site

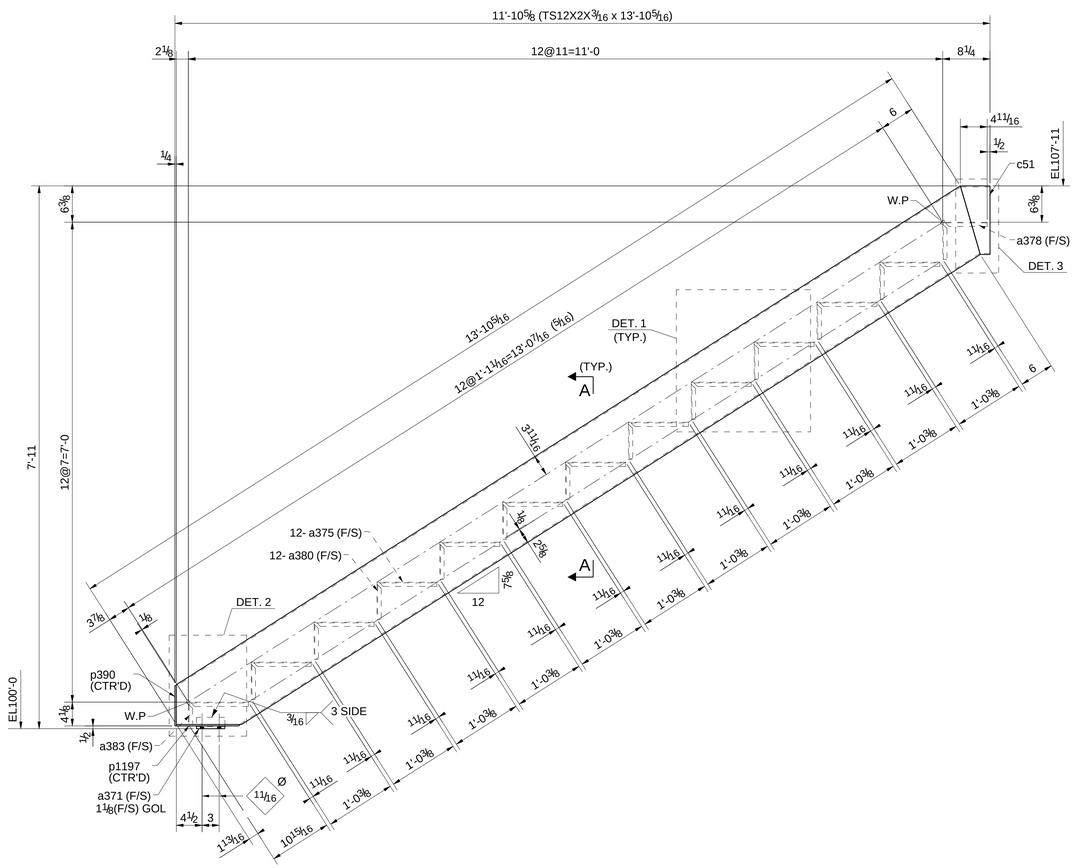

ONE - STRINGER - 52SS1

SEQ	QTY
1M	1

2 KWIK_BOLT 1/2X5"

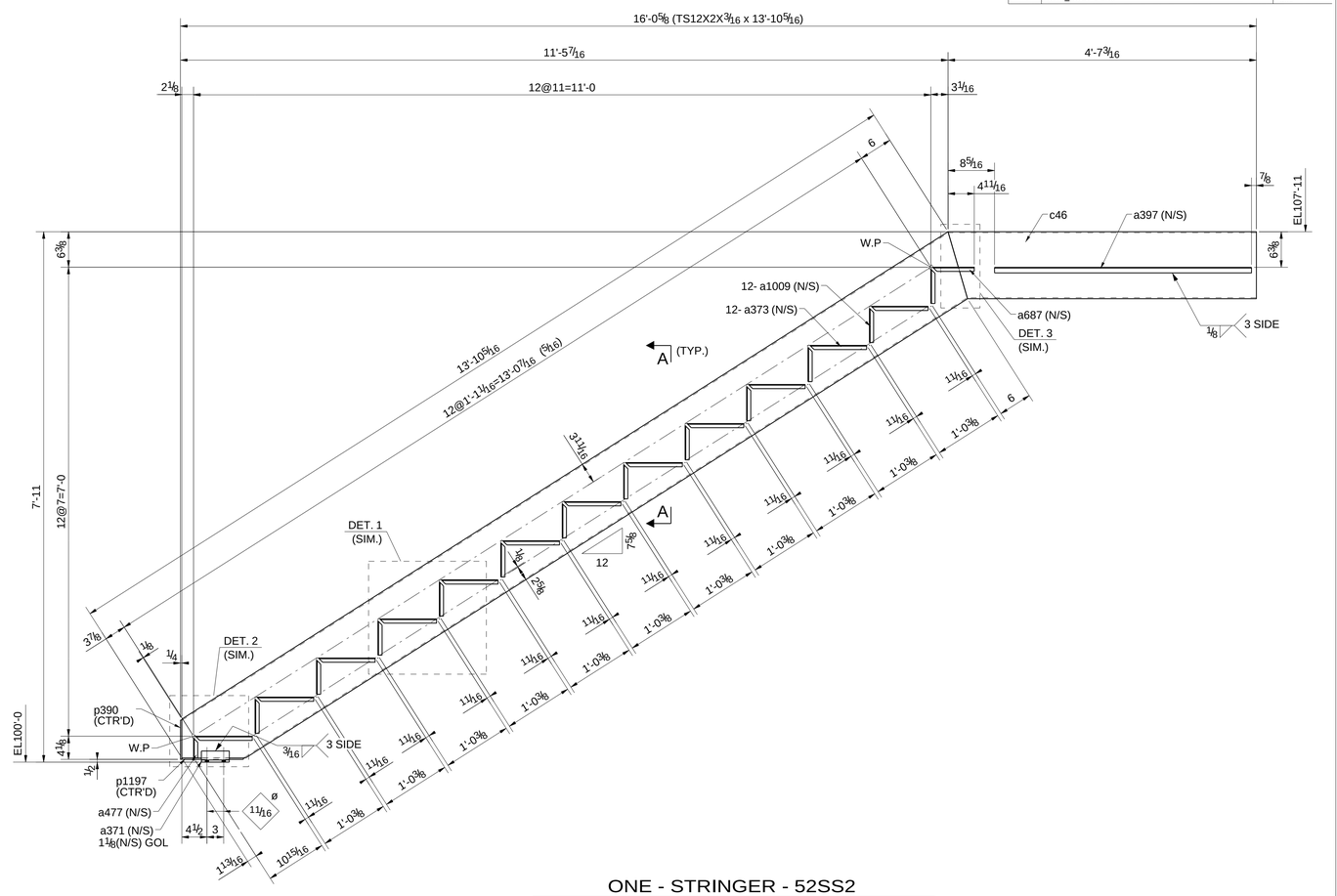

ONE - STRINGER - 52SS2

SEQ	QTY
1M	1

2 KWIK_BOLT 1/2X5"

APPROVAL	
SHOP	
FIELD	
REF. DWG.	M100

REVISIONS

1	FOR FABRICATION	12/23/2013
A	Revised And Resubmit For Approval	10/08/2013

HOLES	13/16 Ø UNO	PREP	SSPC-SP6	DRAWN BY	N.A
EDGE DISTANCE	AS NOTED	PAINT	1-S/C PRIMER PER SSPC-25	DATE	07/23/2013
WELD ROD	E70XX	DFT		CHECKED BY	S.B
STEEL	A36 (U.N.O)	NO PAINT WITHIN	OF HOLES	DATE	12/23/2013

STRINGER DETAILS

ARCHITECT	EOP
ENGINEER	MASON & HANGER
CONTRACTOR	D.W.WILBURN

JOB ORDER NO.

DRAWING NO. 52

REV. 1

Tekla structures