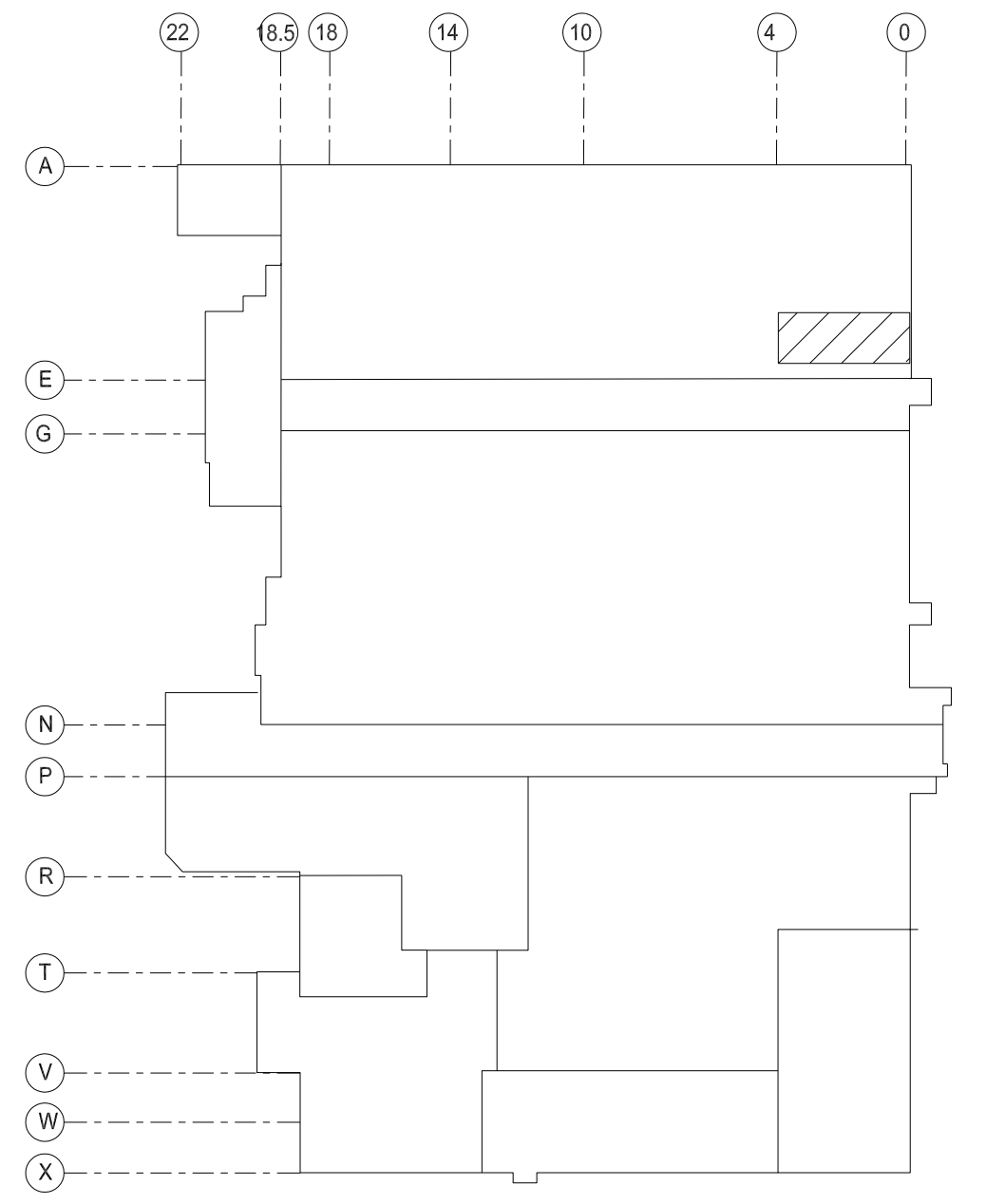


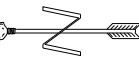
- NOTES:**
- 1) ALL BOLTS ARE 3/4" A325N
 - 2) ALL BOLTS ARE SNUG TIGHT
 - 3) FV = FIELD VERIFY
 - 4) X = CROSS BRACE




KEY PLAN

APPROVAL	
SHOP	
FIELD	
REF. DWG.	20-05-SP001

LINE EQUIPMENT SUPPORT FRAMING PLAN



MATCH LINE REFER TO SHEET E101



REVISIONS	△		
	△		
	△		
	△		
For Field Use		09/03/2013	

HIDES	PREP	DRAWN BY	
EDGE DISTANCE	PAINT	DATE	08/03/2013
WELD ROD	DWT	CHECKED BY	
STEEL	NO PAINT WITHIN	DATE	09/03/2013

ARCHITECT		SSOE, INC.
ENGINEER		SSOE, INC.
CONTRACTOR		PIQUA STEEL COMPANY

JOB ORDER NO.		
DRAWING NO.	REV.	
E100	1	

LINE EQUIPMENT SUPPORT FRAMING PLAN