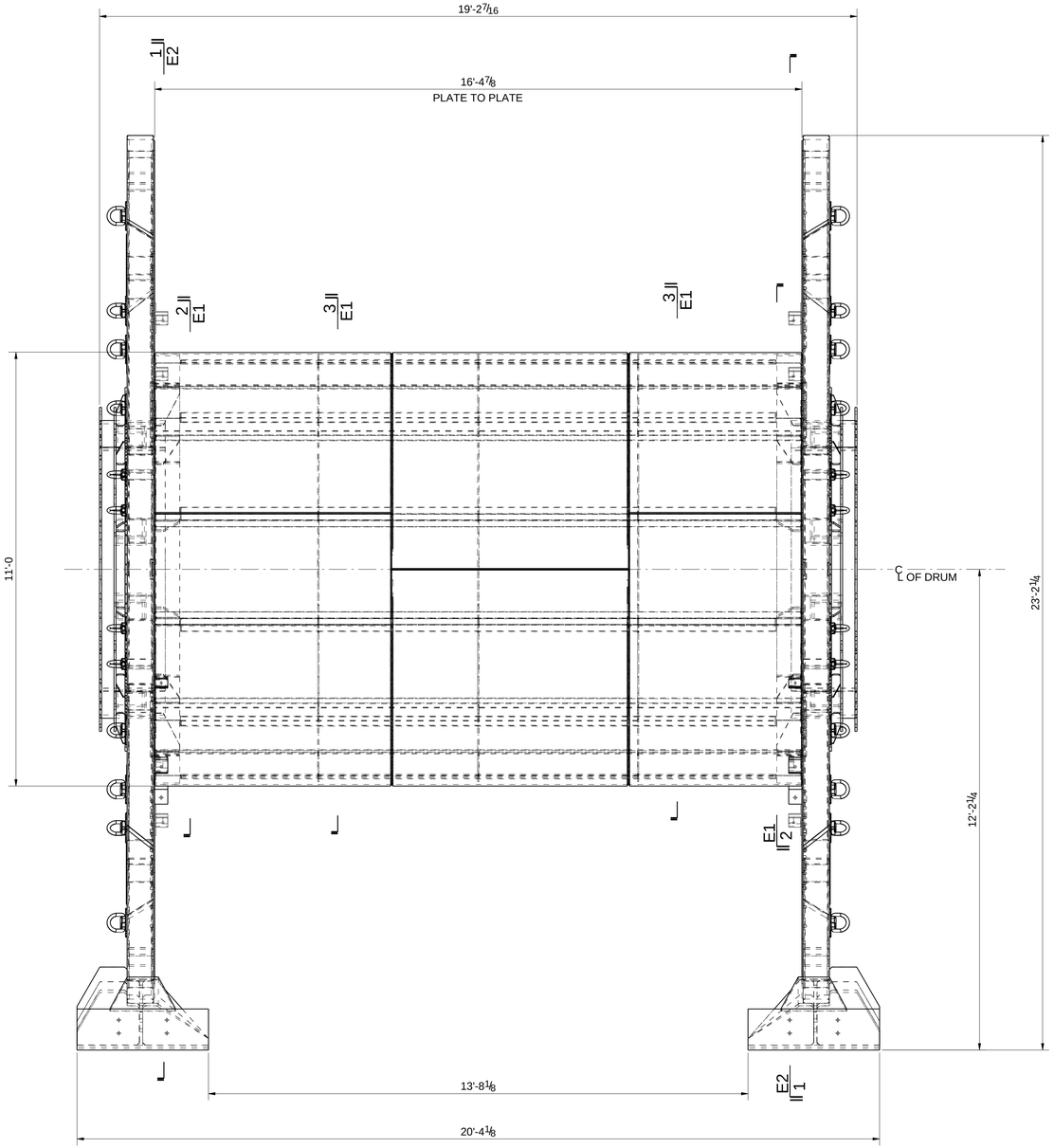

REEL ASSEMBLY ELEVATION

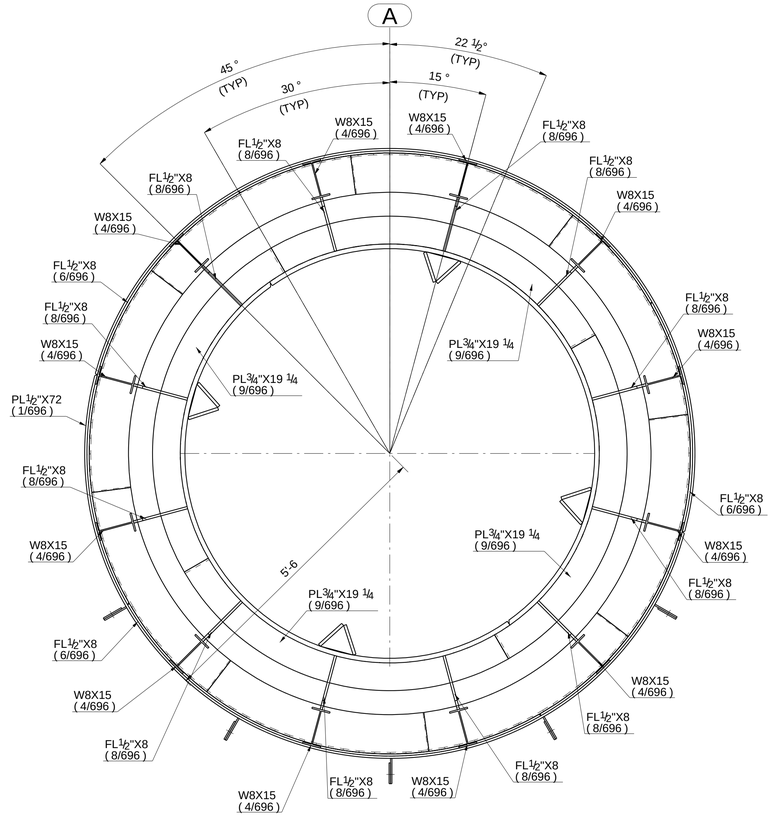

2/E1 SECTION

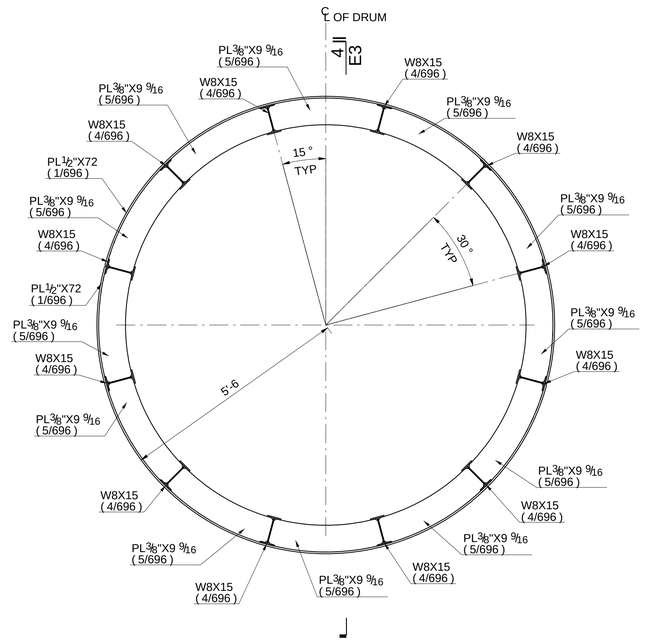

3/E1 SECTION

NOTE:

REFER TO SHEET E4
FOR MARK OF REEL PCS.

REV#	DESCRIPTION	ISSUED BY	CHKD. BY	DATE
0	For Field Use	SMR	NR	10/21/2013
A	For Approval	SMR	NR	09/25/2013

NOTES:

1. ▶ DENOTES MOMENT CONNECTIONS
2. > DENOTES CONNECTING SIDE OF MARK
3. ▼ DENOTES MARKED END OF BEAM.
4. BOLTS USED IN CONNECTIONS FROM THE SHOP (FOR SHIP) - ARE "THROW AWAY BOLTS" EXCEPT BACK-TO-BACK BRACES.

Des.Dwg. Reference no. 0419691

DESCRIPTION: Reel Elevation	DRAWN BY: SMR	DATE: 10/21/2013
JOB:	CHKD BY: NR	DATE: 10/19/2013
CUSTOMER:	APPV'D BY:	DATE:
FACILITY:	Q.A.	DATE:
FABRICATOR: AISC CERTIFIED FABRICATOR	JOB NO.	REV:
	DWG. NO.	0

Tekla structures