SHOP NOTES FOR PAINT#1

1. REMOVE ANY ERECTION BOLTS OR CLIPS, FILL HOLES WITH PLUG WELDS ORPLASTIC FILLER AND GRIND SMOOTH ALL EXPOSED SURFACES. GRIND ALL BUTT AND PLUG WELDS PROJECTING MORE THAN 1/16" ABOVE EXPOSED SURFACES AND ALL TACK WELDS. REMOVE ALL WELD SPATTER. REPAIR ALL WELDS THAT ARE NOT REASONABLY SMOOTH AND UNIFORM. REMOVE ALL FIELD WELDING AIDS.

2. CONTINUOUSLY WELD ALL EXPOSED JOINTS. COVER FILLET WELDS WITH APPLICATION OF PLASTIC FILLER, CONTOURED TO CREATE SMOOTH AND BLENDEDSURFACE.

3. WHERE FLUSH BUT JOINTS OR BEVELED JOINTS ARE REQUIRED, WELDS SHALL BESLIGHTLY OVERSIZED AND GROUND FLAT.

4. PREVENT SURFACE BLEEDING OR SHOW THROUGH OF BACK-SIDE WELDING ON EXPOSED SURFACES.

5. HIDE OR REMOVE MILL AND PIECE MARKS ON EXPOSED MEMBERS AND GRIND EXPOSED SHEARED EDGES.

6. MINIMIZE SURFACE DEFECTS OF EXPOSED MEMBERS.

7. MINIMIZE DISTORTION IN ROLLED MEMBERS.

8. REMOVE ALL LOOSE MILL SCALE, LOOSE RUST, LOOSE PAINT AND OTHER LOOSEDETRIMENTAL MATERIAL.

9. PROVIDE SHOP COAT PRIMER IN PREPARATION FOR FIELD APPLIED PAINT.

10. MEMBERS TO RECEIVE SSPC-SP6 COMMERCIAL BLAST CLEANING.

11. CLAD TILE PRIMER

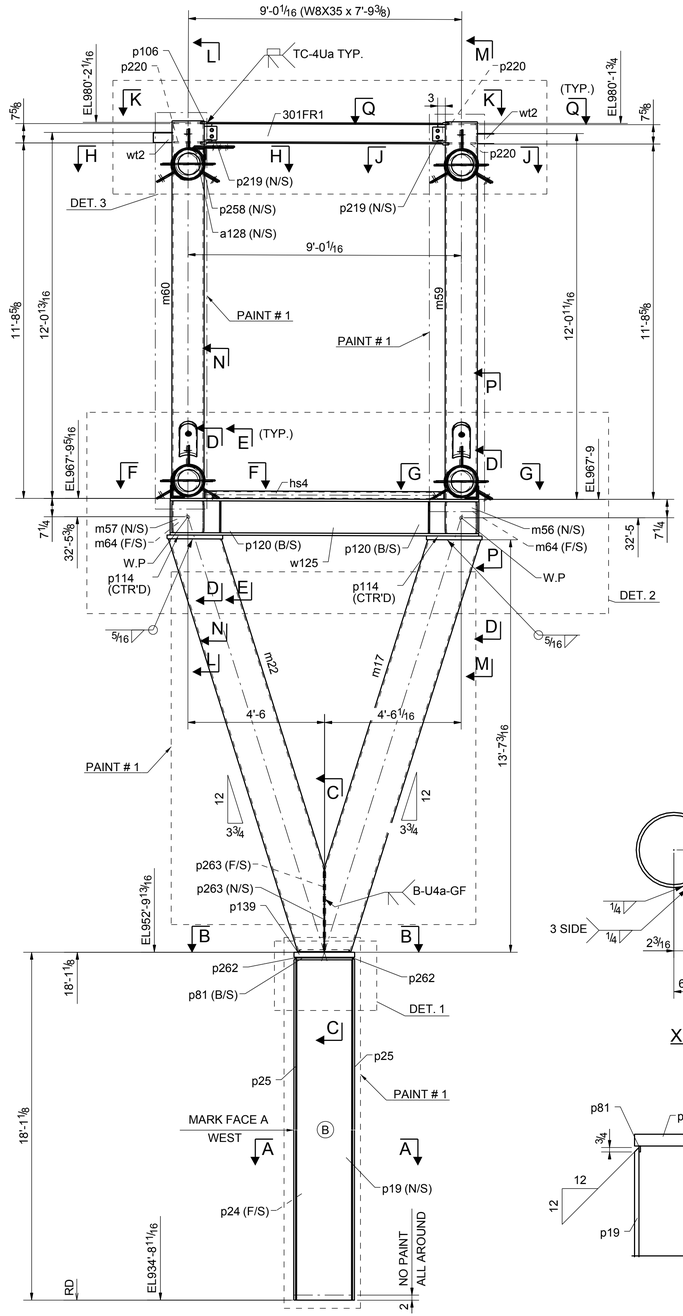

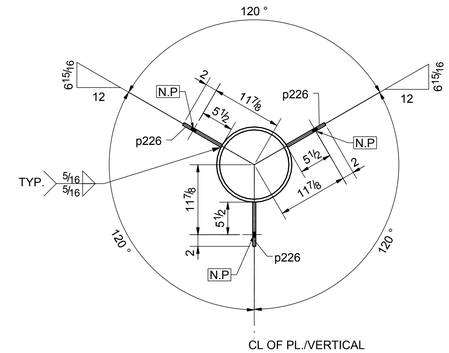

V - V

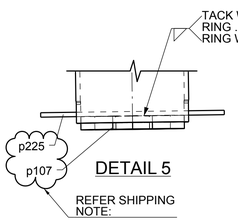

DETAIL 5

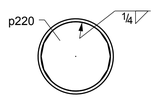

Q - Q

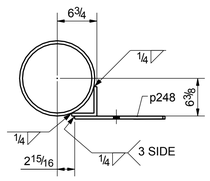

Y - Y

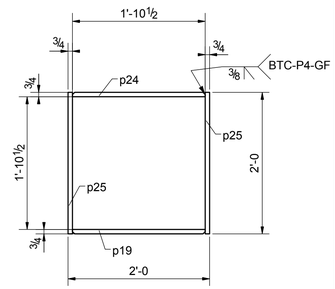

A - A

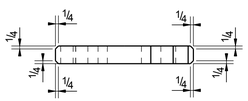

CHAMFER DETAIL OF p107

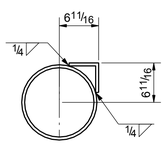

W - W

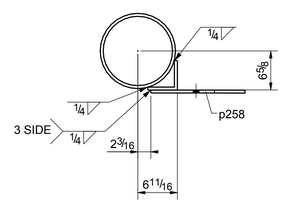

X - X

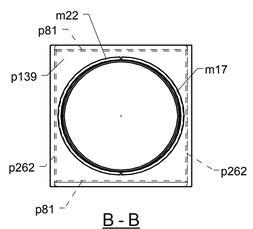

B - B

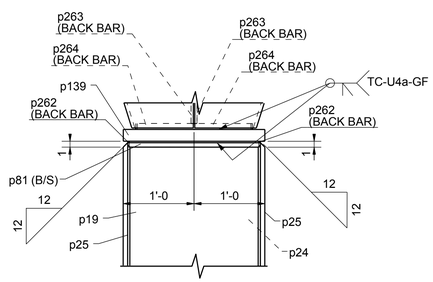

DETAIL 1

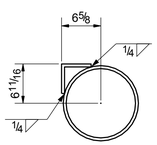

AA - AA

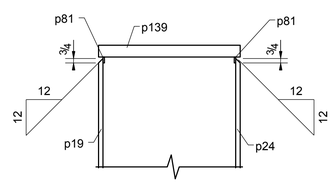

C - C

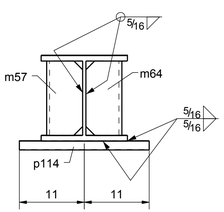

D - D

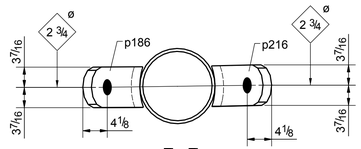

Z - Z

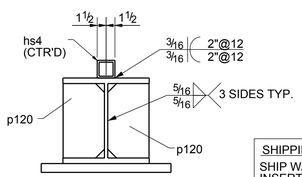

E - E

SHIPPING NOTE:
SHIP W/ ANNULAR RING INSERTED/PUSHED BACK FLUSH WITH FACE OF HSS (CL OF SPLICE)

ONE - FRAME - 301FR1

W	8 1/8"	x 5/16"
F	8"	x 1/2"
K	0'-1 3/16"	

N.P = NO PAINT AROUND 3 OF HOLES

WORK THIS DRAWING WITH 301A & 301B

NO.	DIA.	LGT.	TYPE	F	LIW	F
FIELD BOLTS SUMMARY				WASHER		

REF. ERECTION DWG. NO. E302,E304 & E305

- ALL MATERIAL TO BE A36 UNLESS NOTED
- ALL TUBES TO BE A500-GRB (Fy=46) UNLESS NOTED
- ALL PIPES TO BE A53-GRB UNLESS NOTED
- ALL HS SHOP BOLTS TO BE TORQUED UNLESS NOTED
- ALL RUNNING DIMENSIONS FROM END OF MAIN MATERIAL
- ALL SHOP WELDS TO BE E70XX-LH ELECTRODES
- ALL COPES TO BE RADIUSED
- ALL BEAMS TO BE FABRICATED WITH RESIDUAL CAMBER UP
- MEMBERS ARE TO BE ERECTED SO THAT MARKED END IS IN SAME LOCATION AS ON ERECTION DRAWING

BILL OF MATERIAL

SEQ 3		SHIPPING MARK	ASSEM. MARK	NO. PCS.	DESCRIPTION	GRADE	LENGTH	MILL ORD.	REMARKS
1	1	301FR1		1	W8X35	A992	7'-9 3/8"		
	2		a61	1	L5X5X1/2	A36	1'-5 1/4"		
	3		a63	1	L5X5X1/2	A36	0'-11 11/16"		
	4		a105	1	L5X5X1/2	A36	1'-0 5/8"		
	5		a106	2	L5X5X1/2	A36	1'-0 5/8"		
	6		a128	1	L5X5X1/2	A36	1'-3 1/8"		
	7		hs4	1	HSS3X3X5/16	A500-GR.B	7'-10 5/16"		
	8		m8	1	HSS12.750X0.500	A500-GR.B	2'-7 1/16"		
	9		m17	1	HSS20X0.500	A500-GR.B	14'-5 7/8"		
	10		m22	1	HSS20X0.500	A500-GR.B	14'-6 1/4"		
	11		m30	3	HSS12.750X0.500	A500-GR.B	2'-8"		
	12		m32	1	HSS12.750X0.500	A500-GR.B	2'-7 1/16"		
	13		m33	3	HSS12.750X0.500	A500-GR.B	2'-8"		
	14		m56	1	HSS12.750X0.500	A500-GR.B	1'-0 11/16"		
	15		m57	1	HSS12.750X0.500	A500-GR.B	1'-0 11/16"		
	16		m59	1	HSS12.750X0.500	A500-GR.B	12'-5 3/8"		
	17		m60	1	HSS12.750X0.500	A500-GR.B	12'-5 3/8"		
	18		m64	2	HSS12.750X0.500	A500-GR.B	1'-0 11/16"		
	19		p19	1	PL3/4"X22 1/2"	A572-50	17'-10 7/8"		
	20		p24	1	PL3/4"X22 1/2"	A572-50	17'-10 7/8"		
	21		p25	2	PL3/4"X24"	A572-50	17'-10 7/8"		
	22		p81	2	FL1/4"X1"	A36	1'-10"		
	23		p106	2	PL3/4"X2 7/16"	A36	0'-8"		
	24		p107	8	PL1 1/2"X11 11/16"	A36	0'-11 11/16"		
	25		p114	2	PL1 1/2"X22"	A572-50	1'-10"		
	26		p120	4	FL1/2"X7"	A572-50	1'-0 5/8"		
	27		p139	1	PL2"X24"	A572-50	2'-0"		
	28		p186	1	PL1 3/4"X6 7/8"	A572-50	1'-3 7/8"		
	29		p214	1	PL1 3/4"X6 7/8"	A572-50	1'-4 1/8"		
	30		p216	1	PL1 3/4"X6 7/8"	A572-50	1'-3 3/4"		
	31		p217	1	PL1 3/4"X6 7/8"	A572-50	1'-4 1/16"		
	32		p219	2	FL3/8"X5"	A36	0'-5 1/2"		
	33		p220	4	PL1/2"X11 3/4"	A572-50	0'-11 3/4"		
	34		p224	4	FL1/2"X1/2"	A36	1'-8 11/16"		
	35		p225	4	FL1/2"X1/2"	A36	1'-8 3/4"		
	36		p226	24	FL1/2"X7 1/2"	A36	0'-9"		
	37		p228	2	PL7/8"X2 7/16"	A36	0'-8"		
	38		p248	1	PL1/2"X15 5/16"	A36	1'-4 1/4"		
	39		p258	1	PL1/2"X14 1/8"	A36	1'-3 15/16"		
	40		p262	2	FL1/4"X1"	A36	1'-10 1/2"		
	41		p263	2	FL1/4"X1"	A36	2'-9 3/4"		
	42		p264	2	FL1/4"X1"	A36	2'-5 13/16"		
	43		w125	1	W14X120	A992	10'-2 1/16"		
	44		wt2	2	WT4X5	A992	0'-7 3/4"		
	45			4	3/4"Ø A325SC_TC BOLT		0'-1 3/4"		w/1-N&1-W

AISC CERTIFIED FABRICATOR

NO.PTS.	DATE	USE	NO.PTS.	DATE	USE	NO.PTS.	DATE	USE

DRAWN BY:	CHECKED BY:
RN	NR
DATE: 11/27/2015	DATE: 12/22/2015

CONNECTIONS	HOLE SIZE	CLEANING	SHOP PAINT
3/4ø A325N	13/16ø U.N.	SSPC-SP3	KEM KROMIK PRIMER
UNLESS NOTED	BOLT SIZE 3/4ø U.N.	UNLESS NOTED	UNLESS NOTED

NO.	DATE	BY	REVISIONS
0	01/06/2016	RN	For Fabrication

PROJECT:
LOCATION:
CUSTOMER:
ENGINEER:

DWG. NO. 301
ORDER NO. 432

PLOT DATE: 01/06/2016 PLOT TIME: 05:04:04pm